

# Linear Property Assessment epost Connect™ Delivery Option Participation Agreement Instructions



## Step 1: Complete and sign the Participation Agreement Form

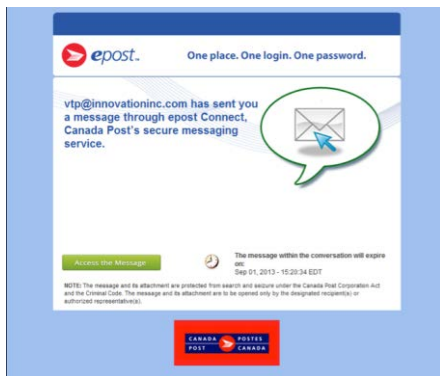
Complete the Participation Agreement Form on the last page of this document. When selecting the email address for receiving epost communications, **please use a general address that can be accessed by multiple individuals within your organization** (e.g. propertytax@xyzcompany.ca, rather than first.lastname@xyzcompany.ca).

## Step 2: Email the completed form to the Linear Property Assessment Unit

Print and email a scanned copy of the signed form to: [MA.ALPAEmail@gov.ab.ca](mailto:MA.ALPAEmail@gov.ab.ca).

## Step 3: Look for the epost email in your inbox

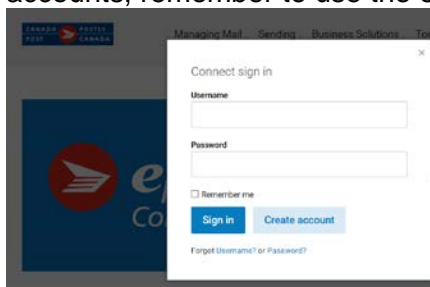
Once we obtain the completed Participation Agreement Form, you will receive an email invitation from epost Connect. This invitation will provide you with the link to the Canada Post epost Connect website and further instructions on how to complete the process.



## Step 4: Log-in or Sign-Up to epost

If you already have an epost account, click the **Use Connect** button and enter your username and password.

If you do not have an epost account, click the **Create Account** button and follow the instructions. For new accounts, remember to use the email address that you provided in the Participation Agreement Form.



Further information on epost Connect can be found here:

epost Connect – [www.canadapost.ca/connect](http://www.canadapost.ca/connect)

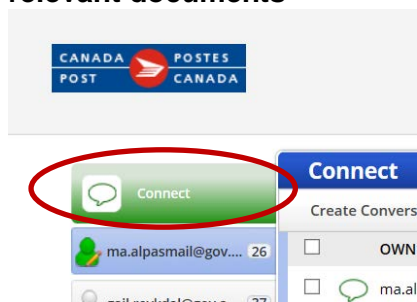
Canada Post How to Video - <https://youtu.be/ilb72Povu5k?rel=0>

**Note:** Please do not sign up using the epost Connect link above. Instead, sign up through the email you will receive after the participation form is sent into the Linear Property Assessment Unit.

**Step 5: Read and agree to the epost Terms and Conditions**

You may remove the check mark from the box if you do not wish to be included in special offers and promotions from epost.

**Step 6: Use the green “Connect” button to open your epost Connect mailbox and retrieve the relevant documents**



**Step 7: Contact the Linear Property Assessment Unit if you have any questions**

For more information regarding this project, please contact:

Shanna McConnell Team Lead, <i>epost Connect</i> Project Phone: 780-427-3969 Email: <a href="mailto:Shanna.McConnell@gov.ab.ca">Shanna.McConnell@gov.ab.ca</a>	Gail Reykdal Team Support, <i>epost Connect</i> Project Phone: 780-422-8302 Email: <a href="mailto:Gail.Reykdal@gov.ab.ca">Gail.Reykdal@gov.ab.ca</a>
---	--



**Linear Property Assessment**  
epost Connect™ Delivery Option  
Participation Agreement Form

**Wherever possible, please use an email address within your company that can be accessed by multiple individuals – e.g. propertytax@xyzcompany.ca**

Municipal / Company Name:
Representative Name:
Title:
epost Connect™ Account Email: <i>(this is the email you would like the epost correspondence to be sent to)</i>
Municipal / Company Account Contact Name: <i>(if different than representative name):</i>
Municipal / Company Account Contact Email:
Municipal / Company Account Contact Phone:

As the authorized representative for the above named municipality/company, I agree to receive the linear property assessment information<sup>1</sup> using Canada Post's electronic mailing system *epost Connect™* (epost Connect).

I understand there is no additional cost for signing up to epost Connect.

\_\_\_\_\_  
Representative Signature

\_\_\_\_\_  
Date

<sup>1</sup> Linear property assessment information may include linear assessment notices, rolls, request for information, well drilling activity reports and other correspondence from the Linear Property Assessment Unit.